

# Xitanium LED drivers – spot- and downlight SELV

## Xitanium 17W LH 0.3-1A 24V TD/Is 230V

May 14, 2013



### Enabling future-proof LED technology

Xitanium LED drivers are designed to operate LED solutions for general lighting applications. Reliability is enhanced by features that protect the connected LED module, e.g. hot wiring, reduced ripple current and thermal derating. Most drivers feature central DC operation. In the coming years LEDs will continue to increase in efficiency, creating challenges for OEMs. With Xitanium LED drivers, flexibility in luminaire design is assured thanks to an adjustable output current. Application-oriented operating windows offer stable lumen output and light quality levels that specifiers and architects demand. The adjustable output current also enables operation of various LED PCB solutions from different manufacturers.

### Benefits

- High reliability underpinned by 5 year warranty
- Future-proof flexibility - application-oriented operating windows enable LED generation and complexity management
- Compatibility - can also be used for other manufacturers' modules or OEMs' own PCB designs

### Product features

- Operating windows - output current can be adjusted via the Philips MultiOne configurator ('TD' drivers) or with a resistor outside the driver
- Hot wiring, reduced ripple current and thermal derating for increased reliability
- Multiple versions - DALI dimmable & programmable, trailing-edge dimmable, fixed-current/fixed-output trailing-edge dimmable, fixed-output, and fixed-current/fixed-output
- Power ratings: 12-110 W
- Choice of housing designs - linear housing for tracks in '3 in 1' in design, conventional HID housings for down- and spotlighting, and SH housing for independent use with strain relief and loop through

### Applications

- Retail

### Electrical input data

Specification item	Value	Unit	Condition
Nominal input voltage	220...240	V <sub>ac</sub>	
Nominal input frequency	50...60	Hz	
Nominal input current	0.11	A	Input voltage 230 V <sub>ac</sub> , full load
Nominal input power	21	W	Input voltage 230 V <sub>ac</sub> , full load
Power factor	≥ 0.9		Input voltage 230 V <sub>ac</sub> , full load
Total harmonic distortion	≤ 22	%	Input voltage 230 V <sub>ac</sub> , full load
Efficiency	85	%	Input voltage 230 V <sub>ac</sub> , full load, maximum output voltage
Nominal input voltage DC	186...250	V <sub>dc</sub>	
Nominal input current DC	0.09	A	Input voltage 230 V <sub>dc</sub> , full load
Input voltage AC	202...254	V <sub>ac</sub>	Performance range
Input frequency AC	47.5...64	Hz	Maximum permissible range
Input voltage DC	168...275	V <sub>dc</sub>	Maximum permissible range



# PHILIPS

### Electrical output data

Specification item	Value	Unit	Condition
Regulation method	Constant Current		
Output voltage	12...24	V <sub>dc</sub>	
Output voltage max	50	V <sub>pk</sub>	Peak voltage at open load
Output current	0.3...1	A	Full output current setting
Output current tolerance	± 5	%	
Output current ripple	≤ 20	%	Ripple = peak / average
Output power	5...18	W	Full output
Galvanic isolation	SELV		Lamp to mains

### Electrical data controls input

Specification item	Value	Unit	Condition
Control method	DALI		
Dimming range	1...100	%	
Galvanic isolation	Basic		Control input to mains

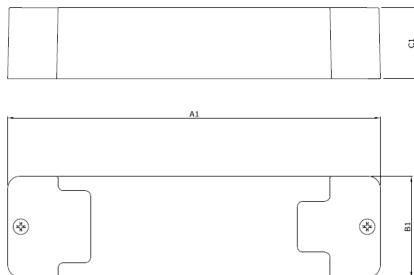
### Wiring

Specification item	Value	Unit	Condition
Input wire cross-section	0.2...1.5	mm <sup>2</sup>	WAGO250 (3.5 mm), solid wire
	16...24	AWG	WAGO250 (3.5 mm), solid wire
Input wire strip length	8.5...9.5	mm	
Output wire cross-section	0.08...0.33	mm <sup>2</sup>	JST, solid wire
	22...28	AWG	JST, solid wire
Output wire strip length	0	mm	
Output wire cross-section	0.2...1.5	mm <sup>2</sup>	WAGO250 (3.5 mm), solid wire
	16...24	AWG	WAGO250 (3.5 mm), solid wire
Output wire strip length	8.5...9.5	mm	
Maximum cable length	500	mm	Total length of wiring including LED module, one way

Could not load image, path is not set. Update database and try again.

### Dimensions and weight

Specification item	Value	Unit	Condition
Length (A1)	150	mm	
Width (B1)	46	mm	
Height (C1)	32	mm	
Fixing hole diameter (D1)	4.2	mm	
Fixing hole distance (A2)	114	mm	
Weight	150	gram	



### Operational temperatures and humidity

Specification item	Value	Unit	Condition
Ambient temperature	-20...+65	°C	
T <sub>case-max</sub>	90	°C	Maximum temperature measured at T <sub>c</sub> -point (lifetime reduced by 50%)
T <sub>case-life</sub>	80	°C	Measured at T <sub>c</sub> -point
Maximum housing temperature	110	°C	In case of a failure
Relative humidity	10...90	%	Non-condensing

### Storage temperature and humidity

Specification item	Value	Unit	Condition
Ambient temperature	-25...+85	°C	
Relative humidity	5...95	%	Non-condensing

### Lifetime

Specification item	Value	Unit	Condition
Driver lifetime	50,000	hours	Measured temperature at T <sub>c</sub> -point is T <sub>case-life</sub> . Maximum failures = 10%

### Features

Specification item	Value	Unit	Condition
Open load protection	Yes		Automatic recovering
Short circuit protection	Yes		Automatic recovering
Over power protection	Yes		Automatic recovering
Hot wiring	Yes		
Suitable for fixtures with protection class	II		Refer to Design-In Guide for details
Set output current	Rset2 and Programmable	See Design-in guide. Default output current: 0.7 A	
LED module temperature derating	Yes		
Constant Lumen Over Lifetime	No		
DCemDim	No		

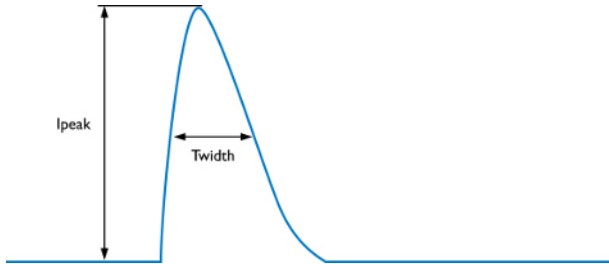
### Certificates and standards

Specification item	Value	Unit	Condition
Approval marks	ENEC / CE		
Ingress Protection classification	20		

## Additional information

### Inrush current

Specification item	Value	Unit	Condition
Inrush current $I_{peak}$	20	A	Input voltage 230V
Inrush current $T_{width}$	150	$\mu s$	Input voltage 230V, measured at 50% $I_{peak}$
Drivers / MCB 16A type B	$\leq 30$	pcs	



### Earth leakage current

Specification item	Value	Unit	Condition
Earth leakage current	0.7	mApk	LED module contribution not included

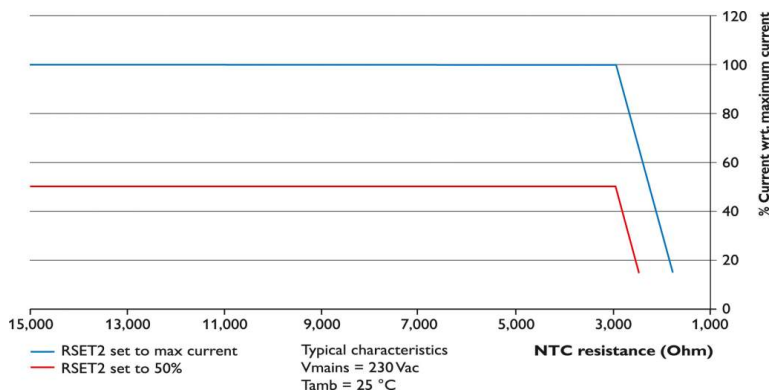
### Mains input surge capability

Specification item	Value	Unit	Condition
Surge capability (L-N)	1	kV	
Surge capability (L/N-Ground)	2	kV	

### NTC thermistor

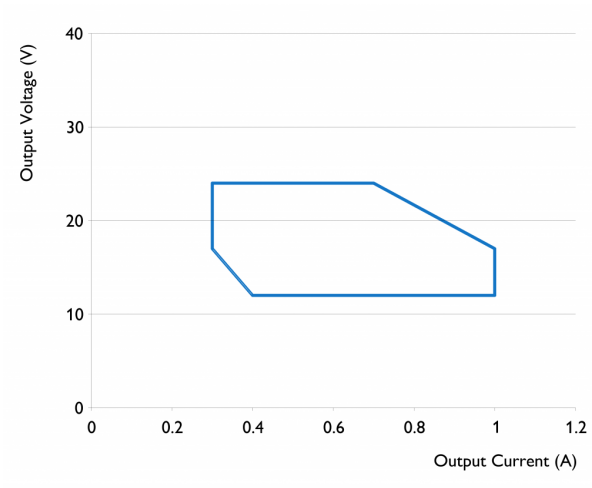
Specification item	Value	Unit	Condition
Advised NTC type	Vishay 15kOhm $\pm$ 2%NTC	238161554153	
	Murata NCP15XW153E03RC	NCP15XW153E03RC	With 390 $\Omega$ in series
NTC resistance threshold	2966	$\Omega$	Start limiting output current
Corresponding temperature	70	$^{\circ}C$	With advised type 238161554153

### NTC resistance versus output current

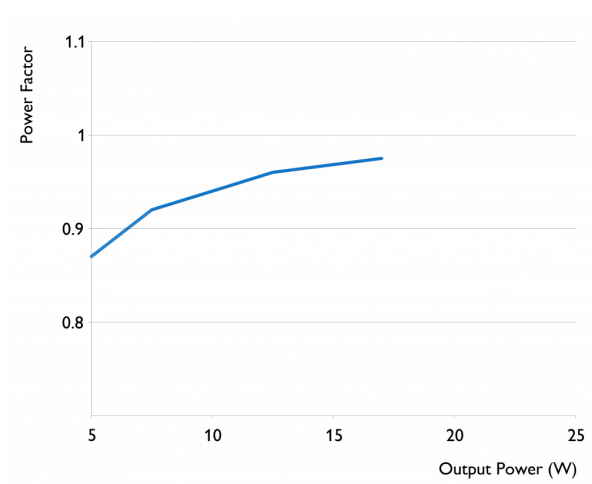


## Graphs

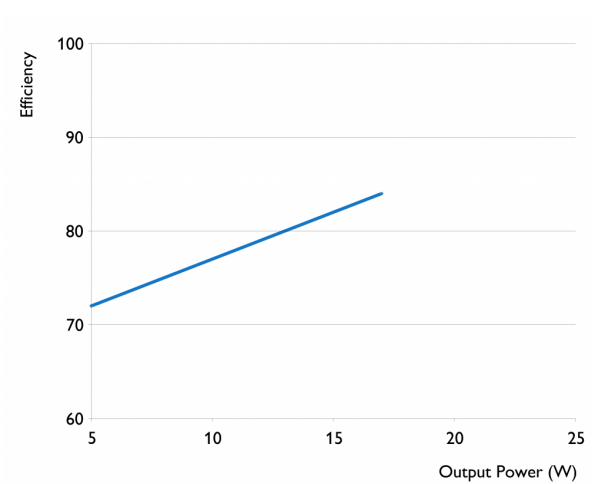
### Operating window



### Power factor versus output power



### Efficiency versus output power



## Logistical data

Specification item	Value
Product name	Xitanium 17W LH 0.3-1A 24V TD/Is 230V
Order code	871829170163700
Logistic code 12NC	9290 008 64103
EAN3	8718291701644
Pieces per box	10



©2013 Koninklijke Philips Electronics N.V.

All rights reserved. Reproduction in whole or in part is prohibited without the prior written consent of the copyright owner. The information presented in this document does not form part of any quotation or contract, is believed to be accurate and reliable and may be changed without notice. No liability will be accepted by the publisher for any consequence of its use. Publication thereof does not convey nor imply any license under patent- or other industrial or intellectual property rights. Data subject to change.

Date of release: May 14, 2013

[www.philips.com/xitanium](http://www.philips.com/xitanium)